


# LED Slim Profile Coffee Mocha

380911CMO (Coffee Mocha)

Project Name: \_\_\_\_\_  
Location: \_\_\_\_\_  
Type: \_\_\_\_\_  
Qty: \_\_\_\_\_  
Comments: \_\_\_\_\_



## Certifications/Qualifications

Location Rating CSA UL Listed Wet  
[www.kichler.com/warranty](http://www.kichler.com/warranty)

## Dimensions

Weight 3.00 LBS  
Height 4.50"

## Mounting/Installation

Mounting Weight 3.00 LBS

## Photometrics

Color Rendering Index 80  
Color Temperature Range 2700  
Kelvin Temperature 2700K

## Primary Lamping

Lamp Included 1  
Lamp Type E26  
Light Source LED  
# of Bulbs/LED Modules 1  
Socket Type Medium







## Product/Ordering Information

SKU 380911CMO  
Finish Stone/Natural  
Style Traditional  
UPC 783927600965

## Specifications

Material ABS/GLASS

## Additional Finishes

-  Antique Satin Silver
-  Coffee Mocha
-  Distressed Black
-  Matte White
-  Satin Black
-  White

### Kichler

7711 East Pleasant Valley Road Cleveland, Ohio 44131-8010  
Toll free: 866.558.5706 or [kichler.com](http://kichler.com)

### Notes:

- 1) Information provided is subject to change without notice. All values are design or typical values when measured under laboratory conditions.
- 2) Incandescent Equivalent: The incandescent equivalent as presented is an approximate number and is for reference only.

**KICHLER**®