

Features

- Frameless design highlights showering area.
- Innovative roller design simplifies installation and provides out-of-plumb adjustability.
- Frameless, 1/4" (6 mm) thick frosted tempered glass.
- Door tracking system features a hidden, cushioned, center guide for smooth, quiet sliding action.
- Smooth, easy-to-clean wall jambs.
- Gently curved towel bars inside and out complete the look of this door.
- CleanCoat® technology creates a barrier between the water and glass to help keep your shower door looking new.

Material

- Anodized aluminum prevents rusting or corrosion.
- Tempered glass ensures maximum safety and durability.

Installation

- Out-of-plumb adjustability allows for simpler installation.
- Can be installed to open to the left or right.

Components

Additional included component/s: Hardware kit.



Codes/Standards

CPSC 16CFR 1201
ANSI Z97.1 (Tempered Glass)

KOHLER® One-Year Limited Warranty

See website for detailed warranty information.

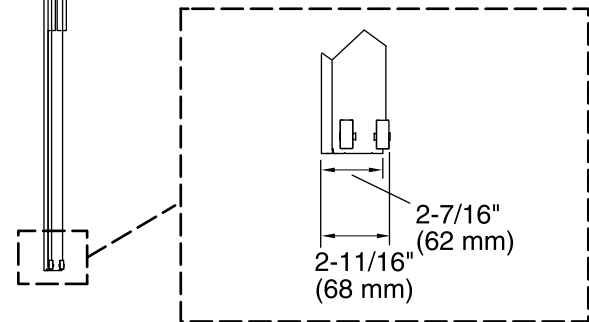
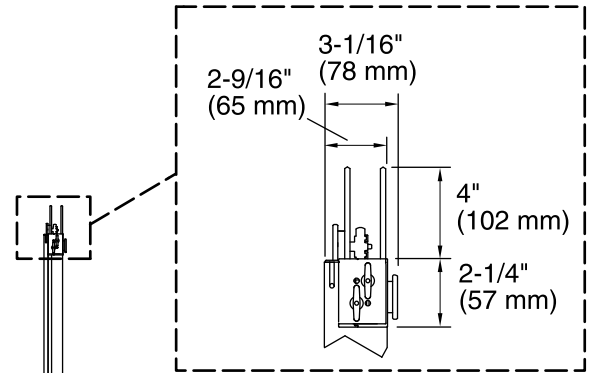
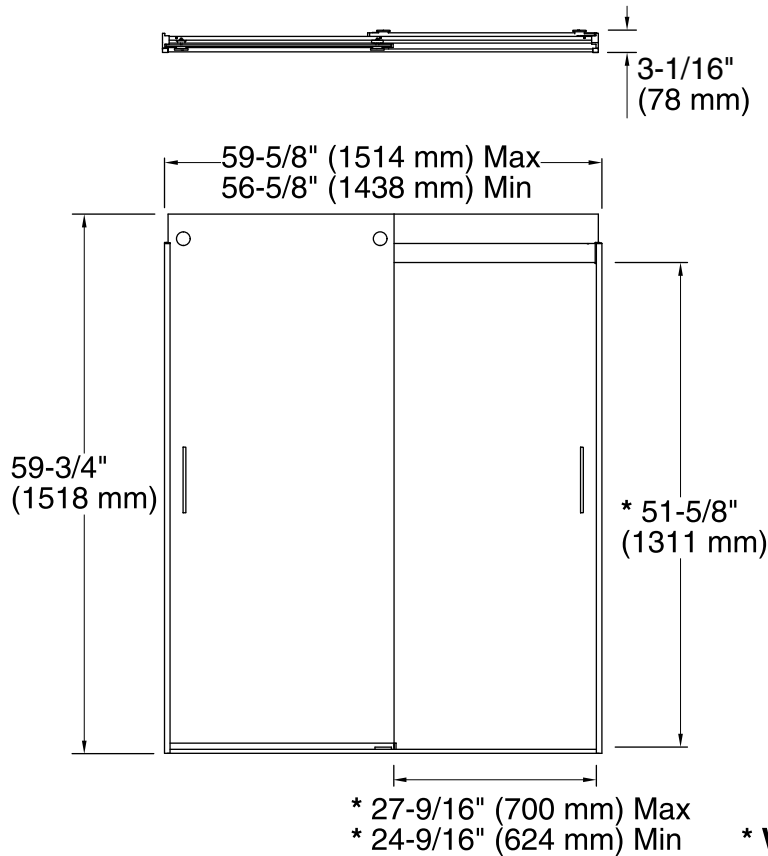
Available Color/Finishes

Color tiles intended for reference only.

Color	Code	Description
	SH	Bright Silver
	MX	Matte Nickel
	ABV	Anodized Brushed Bronze
	ABZ	Anodized Dark Bronze

Available Glass Options

Code	Description
D3	Frosted



*** Walk-through**

Technical Information

All product dimensions are nominal.

- Installation type: For bath installation
- Opening style: Sliding/Bypass
- Opening Width - Min: 56-5/8" (1438 mm)
- Opening Width - Max: 59-5/8" (1514 mm)
- Walk-through - Min: 24-9/16" (624 mm)
- Walk-through - Max: 27-9/16" (700 mm)
- Glass thickness: 1/4" (6 mm)
- Glass coating: CleanCoat®

Notes

Install this product according to the installation guide.

If replacing a shower door, the narrow wall jamb design of this door may not cover the existing shower door holes.

The vertical opening should be a minimum of 62-1/4" (1581 mm) to allow for installation clearance.