




**PRODUCT NAME:** Orbit 4-light chandelier  
**ITEM NUMBER:** 25142OI

**Please consult your electrician for hanging fixture and wiring.**



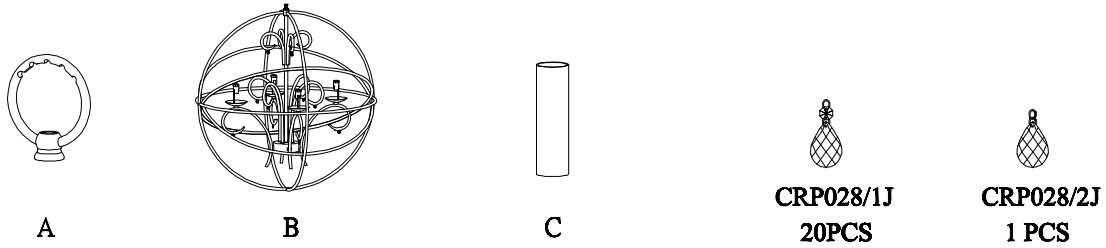
**Caution: Bulbs get very hot and may burn you.  
Always make sure bulbs are off for a minimum  
of 10 minutes before handling**

**Bulb(not included): 4-60 Watt Candelabra Base Bulbs**

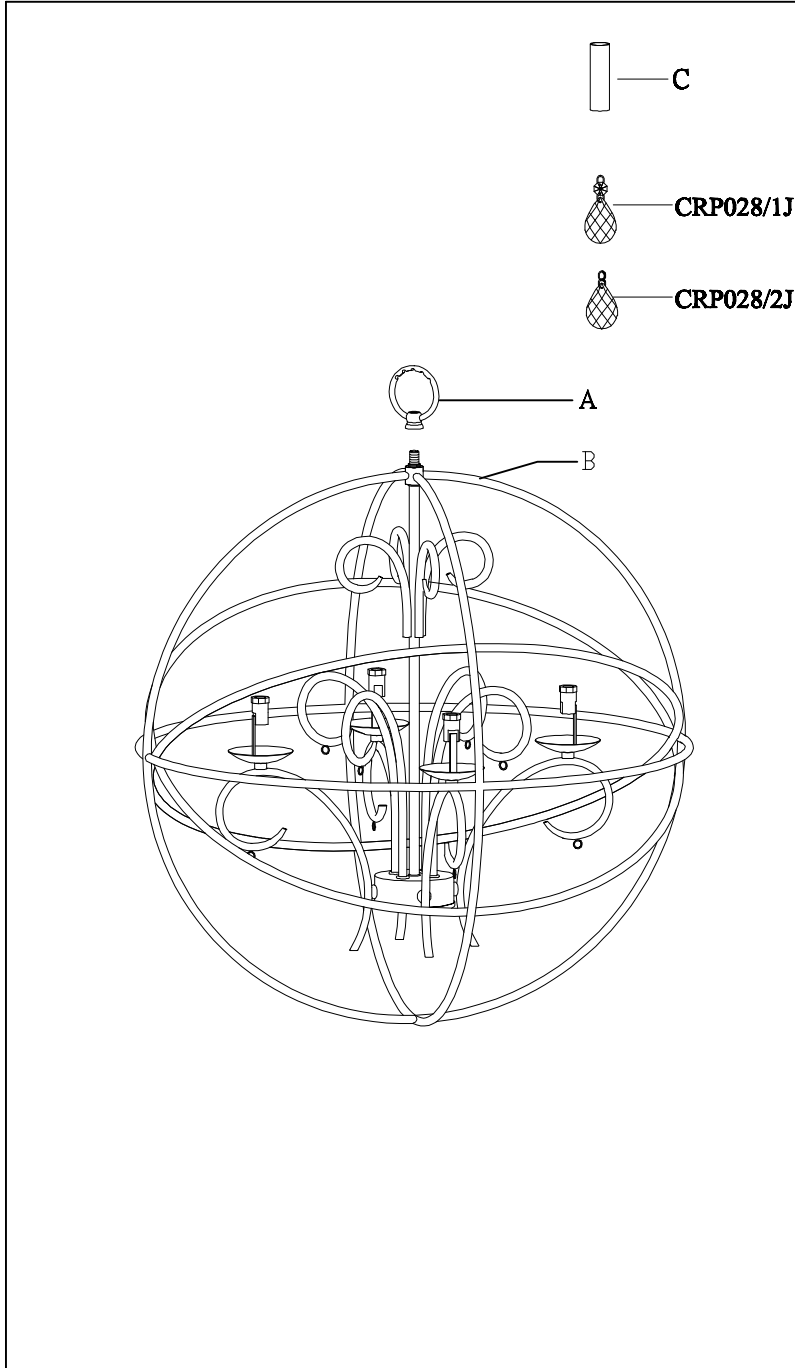
PRODUCTS ARE NOT INTENDED  
FOR COMMERCIAL USE.

**MADE IN CHINA**  
Page 1 of (2)

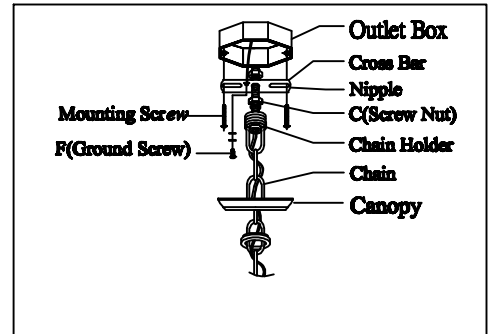
**IMPORTANT: Turn off the power at the main fuse or circuit breaker box before starting installation**



**Locate all hardware & components before discarding packaging**

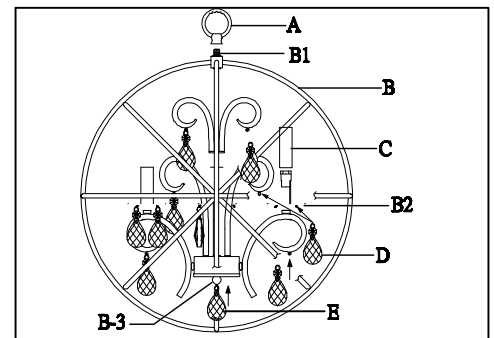


1.)



**Step.1: Wire fixture to wires in outlet box.  
 Copper wire is for Ground.  
 Install canopy to cross bar and tighten it by loop**

2.)



**Step.2: Hang the crystal (CRP028/1J / CRP028/2J) on the metal cup(B2) Put the tube(C) onto the metal cup(B2) Locked the loop(A) to the nipple(B1) till tighten**

**Cleaning & Care:**

Clean with soft cloth and a mild detergent.  
 Do not use abrasive cleaner.