

Basic-Max | 89905

Always consult a qualified electrician before installing any lighting product.

Job Name : _____

Job Type : _____

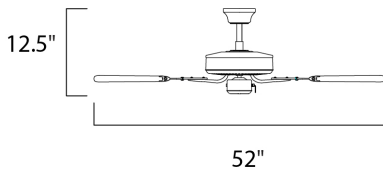
Quantity : _____

Comments : _____



PRODUCT DESCRIPTION

The Basic-Max ceiling fan features the ability to be installed three different ways: close mount, standard stem, and optional stems up to 72" long.



MEASUREMENTS

DIMENSION : 52" W x 12.5" H
 HANGING WEIGHT : 13.73 lb

LAMPING

INPUT VOLTAGE : 120V






AIRFLOW

SPEEDS : 6
 AIRFLOW CFM : 4848
 ELECTRICITY USE : 59W
 AIRFLOW EFFICIENCY : 78

BLADES

PITCH : 12
 NO. BLADES : 5
 REVERSABLE : Yes

FINISHES OPTION

-  **BKWP** : Black finish with Black/Walnut blades
-  **MW** : Matte White with White fan blades
-  **OIWP** : Oil Rubbed Bronze with Walnut/Pecan blades
-  **SNSM** : Satin Nickel with Silver/Maple blades
-  **SNWP** : Satin Nickel with Walnut/Pecan blades

MATERIAL

Steel, MDF

RATINGS

CETLus
 Dry Location



ADDITIONAL

OPERATING TEMPERATURE:
 -20°C (-4°F), 40°C (104°F)

OPTIONAL ACCESSORIES

FAN KITS



FAN REMOTE CONTROL



FCTHAND

DOWNRODS

- 12" - FRD12
- 18" - FRD18
- 24" - FRD24
- 36" - FRD36
- 48" - FRD48
- 60" - FRD60
- 72" - FRD72



WESTERN DISTRIBUTION CENTER (HEADQUARTER)
 253 NORTH VINELAND AVE | CITY OF INDUSTRY, CA 91746

EASTERN DISTRIBUTION CENTER
 4200 SHIRLEY DR. | ATLANTA, GA 30336

P. 626.956.4200 | F. 626.956.4225 | maximlighting.com