

# NUTPI Series

## 24V Standard Silicone Encapsulated LED Tape Light

Source: 1.5W/ft. LED  
70lm/ft.

Type
Project
Catalog No.
Notes

### PRODUCT DESCRIPTION

LED Tape Light is a perfect solution for your LED linear lighting needs. This energy efficient and very low profile LED Tape is great for use in cove lighting, architectural enhancements, under cabinet or many more discreet locations. This flexible LED light source is a durable silicone encapsulated tape, cULus Listed for Damp Location applications. Available in a roll, kit, or sections. Each roll or kit comes with (16) 12" sections linked together.

### FEATURES

- Available in 16' kit, 16' roll, 12" section, and 4' section
- 70 lumens per foot with 3000K CCT
- Separable every 12", easily disconnected and connected without soldering
- Field cuttable every 2" or 3 LEDs
- Easy to install; pre-applied 3M™ tape or 15 acrylic mounting clips (included with roll/kit)
- 7 available colors: Blue, Green, Red, Yellow, Cool White (4200K), Warm White (3000K) or Warm White (2700K)
- No soldering or additional wiring is required

### INCLUDED WITH EVERY 16' ROLL

(1) 16' Tape Light Roll with 12" separable sections, (15) Acrylic Mounting Clips with screws [NATL-401], and (1) 9" Power Line Interconnector [NATL-509].

### INCLUDED WITH EVERY 16' KIT

(1) 16' Tape Light Roll, (15) Acrylic Mounting Clips with screws [NATL-401], (1) 9" Power Line Interconnector [NATL-509], (5) Shrink Wrap Tubes [NATL-400] and (1) 24W Plug-In Driver [NATL-524].

### SPECIFICATION

**Construction:** The silicone encapsulated tape can be cut every 3 LEDs at marked intervals. Cutting does not effect circuit (shrink wrap tube included for concealment). LED Tape Light is also separable every 12", each connection has pre-installed shrink wrap around power connections to ensure listing. Simply slice the clear shrink wrap at each electrical connection, and separate pieces. This eliminates soldering when using partial rolls. Each roll or kit comes with 9" power line connector [NATL-509].

**Mounting:** Each Tape Light includes pre-applied 3M™ adhesive tape for simple installation. Optional channels and clear acrylic clips are available.

### ELECTRICAL

**Input Voltage:** 24V

**Lumens / Wattage:** 70lm / 1.5W per foot

**Light Source:** 18 LEDs/ft. or 228 LEDs/roll

**Color Temperature:** Blue, Green, Red, Yellow, 2700K, 3000K or 4200K

**CRI:** 80 or 90 CRI, must specify

**Life Expectancy:** 50,000 hours

**Dimming:** Dimmable with Dimmable LED Driver

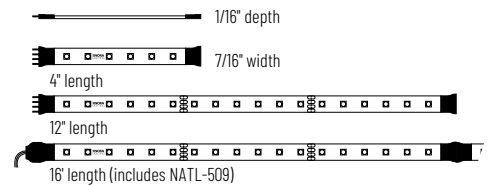
**Maximum Run Length:** 64'

### LABELS AND LISTINGS

- cULus Listed for Damp Location
- 3-Year Limited Warranty



### PRODUCT IMAGES & DIMENSIONS



## 24V Standard Silicone Encapsulated LED Tape Light

Length / Finish	CCT / CRI	Section Length
<b>NUTPI-16LED</b> = 16' Roll / Amber finish	<b>27</b> = 2700K / 80 CRI	<b>(blank)</b> = 16' Roll
<b>NUTPI-LED</b> = Section / Amber finish	<b>30</b> = 3000K / 80 CRI	<b>/4</b> = 4' Section
	<b>42</b> = 4200K / 80 CRI	<b>/12</b> = 12" Section
	<b>B</b> = Blue	
	<b>G</b> = Green	
	<b>R</b> = Red	
<b>NUTPI-W16LED</b> = 16' Roll / White finish	<b>927</b> = 2700K / 90 CRI	<b>(blank)</b> = 16' Roll
<b>NUTPI-WLED</b> = Section / White finish	<b>930</b> = 3000K / 90 CRI	<b>/4</b> = 4' Section
	<b>942</b> = 4200K / 90 CRI	<b>/12</b> = 12" Section
	<b>B</b> = Blue	
	<b>R</b> = Red	
	<b>Y</b> = Yellow (Amber)	
<b>NUTPI-W16LED</b> = 16' Kit	<b>927K</b> = 2700K / 90 CRI	<b>(blank)</b> = 16' Kit
	<b>930K</b> = 3000K / 90 CRI	
	<b>942K</b> = 4200K / 90 CRI	

Example: **NUTPI-WLEDB/12** = 12" 24V Standard LED Tape Light, Blue LED

# NUTPI Series

## 24V Standard Silicone Encapsulated LED Tape Light Accessories

Type

Project

Catalog No.

Notes



"Y" Splitter Cable

**NATL-300W**

Allows splitting the Tape Light from a run or driver, into two separate runs.



X-Splitter Cable

**NATL-301W**

Allows splitting the Tape Light from a run or driver, into three separate runs.



Interconnection Cable

**NATL-202W** 2" Cable  
**NATL-206W** 6" Cable  
**NATL-218W** 18" Cable  
**NATL-236W** 36" Cable  
**NATL-272W** 72" Cable

Allows easy linking of two Tape Light sections. Cables are flexible and can be moved in any direction, or be joined together for custom lengths.



Power Line Interconnector

**NATL-509W** 9" Cable

Connects any Tape Light run to a driver. (1) Power line interconnector is included with every Tape Light roll/kit.



Power Line Interconnector with On/Off Switch

**NATL-511W** 11" Cable

Allows individual switching on any Tape Light run, and connect LED Tape Light run directly to LED Driver.



Shrink Wrap Tube

**NATL-400** Pack of 5

Seals connection made in the field. Necessary to maintain cULus listing. Two shrink wrap tubes are included with every Tape Light roll and section.



End Cap

**NATL-403** Black  
**NATL-403W** White

Covers open end of Tape Light.



Clear Acrylic Mounting Clips

**NATL-401** Pack of 15

Use in conjunction with adhesive backing to attach Tape Light to a surface. Pack of 15 clear acrylic mounting clips are included with every Tape Light roll.



2" Wire Raceway

**NATL-422B** Black  
**NATL-422W** White

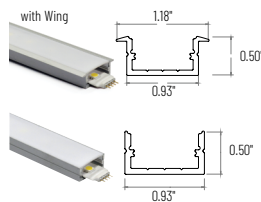
Field-cuttable plastic. Includes wire channel with double faced tape and cover.



4" Plastic Channel

**NATL-420B** Black  
**NATL-420W** White

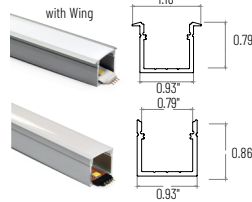
Mounts Tape Light to various surfaces. Tape Light snaps into the channel. Field cuttable.



4" Shallow Channels

**NATL-C23A** Aluminum w/Wing  
**NATL-C24A** Aluminum  
**NATL-C24B** Black  
**NATL-C24W** White


Used to mount tape light to various surfaces. Plastic diffuser and end caps included. Field cuttable.



4" Deep Channels

**NATL-C25A** Aluminum w/Wing  
**NATL-C26A** Aluminum  
**NATL-C26B** Black  
**NATL-C26W** White

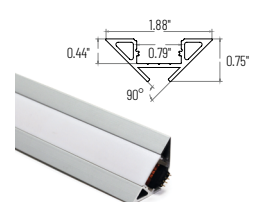
Used to mount tape light to various surfaces. Plastic diffuser and end caps included. Field cuttable.



4" J-Style Channels

**NATL-C27A** Aluminum

Used to mount tape light to various surfaces. Field cuttable.



4" Corner Channels

**NATL-C28A** Aluminum  
**NATL-C28B** Black  
**NATL-C28W** White

Plastic diffuser and End caps included. Field cuttable

# NUTPI Series

## 24V Standard Silicone Encapsulated LED Tape Light Drivers & Accessories

Type
Project
Catalog No.
Notes



Direct Plug-In LED Driver

<b>NATL-524W</b>	24V 24W
<b>NATL-545W</b>	24V 45W

**Input Voltage:** 120V  
**Cable Length:** 6'



Direct Plug-In LED Driver

<b>NATL-596W</b>	24V 96W
------------------	---------

**Input Voltage:** 120V  
**Input Wire:** 5' Cord and Plug  
**Output Wire:** 44" Power line connector



Class II Hardwire LED Driver

<b>NATL-5030HW</b>	24V 30W
<b>NATL-5060HW</b>	24V 60W
<b>NATL-5100HW</b>	24V 100W

**Input Voltage:** 120-240V  
**Dimming:** Non-Dimmable  
**Includes:** 10' Power Line Connector



Class II Hardwire LED Driver  
0-10V Dimming

<b>NATL-5096-24-HWD10</b>	24V 96W
---------------------------	---------

**Input Voltage:** 120-277V  
**Dimming:** 0-10V  
**Includes:** 10' Power Line Connector



Class II Hardwire LED Driver  
ELV Dimming

<b>NATLED-5040HW</b>	24V 40W
----------------------	---------

<b>NATLED-5075HW</b>	24V 75W
----------------------	---------

**Input Voltage:** 120V  
**Dimming:** ELV  
**Includes:** 10' Power Line Connector



Class II Hardwire LED Driver  
with Breakers, MLV Dimming

<b>NMT-303/24C2D1</b>	3 x 100W
-----------------------	----------

**Input Voltage:** 120V  
**Dimming:** Magnetic Low Voltage  
**Breakers:** (3) 100W  
**Includes:** (3) 10' Power Line Connectors



Class II Hardwire LED Driver  
with Regulator, MLV Dimming

<b>NMTD-60/24D</b>	24V 60W
--------------------	---------

<b>NMTD-96/24D</b>	24V 96W
--------------------	---------

**Input Voltage:** 120-277V  
**Dimming:** Magnetic Low Voltage  
**Regulator:** Integral regulator for constant current and voltage  
**Includes:** 10' Power Line Connector



NEXUS® All-in-One LED Driver  
and Dimmer

<b>NATL-SWEX100/24A</b>	24V 100W
-------------------------	----------

<b>NATL-SWEX/3FP</b>	3 Face Plates
----------------------	---------------

**Input Voltage:** 120V  
**Dimming:** Integral Dimmer  
**Description:** Eliminates the driver and allows 120V input and 24V output from a single gang box. 100-5% dimming and on/off switch.



Power Line Connector

<b>NALT-10</b>	10' Power Line
<b>NALT-30</b>	30' Power Line

For use with Class II drivers. Carries output from driver, requires power line interconnectors.

<b>NATL-302W</b>	5" Splitter
------------------	-------------

Splits power line connector into two separate leads, requires power line cable.



Touch Dimmer with Memory

<b>NATL-518W</b>
------------------

72W max., no power fail memory, touch on/off and hold to dim.



DC Plug & Play Motion Sensor

<b>NAL-856W</b>
-----------------

12' Max activation distance; 20 second auto off; 120° detection zone; Max Load 4A.



Low Voltage Splice Box

<b>NATL-415W</b>
------------------

Use to join low voltage lead to power line connector.



Terminal/Splitter Block

<b>NATL-407</b>	4-Way
2-3/8" L x 1-1/8" W x 7/8" D	

<b>NATL-408</b>	8-Way
4" L x 1-1/8" W x 7/8" D	



16AWG In-Wall Rated Wire

<b>NATL-W16-2-250</b>	16AWG 250'
<b>NATL-W16-2-20</b>	16AWG 20'

16 AWG low voltage Class II two-conductor, in-wall rated wire.



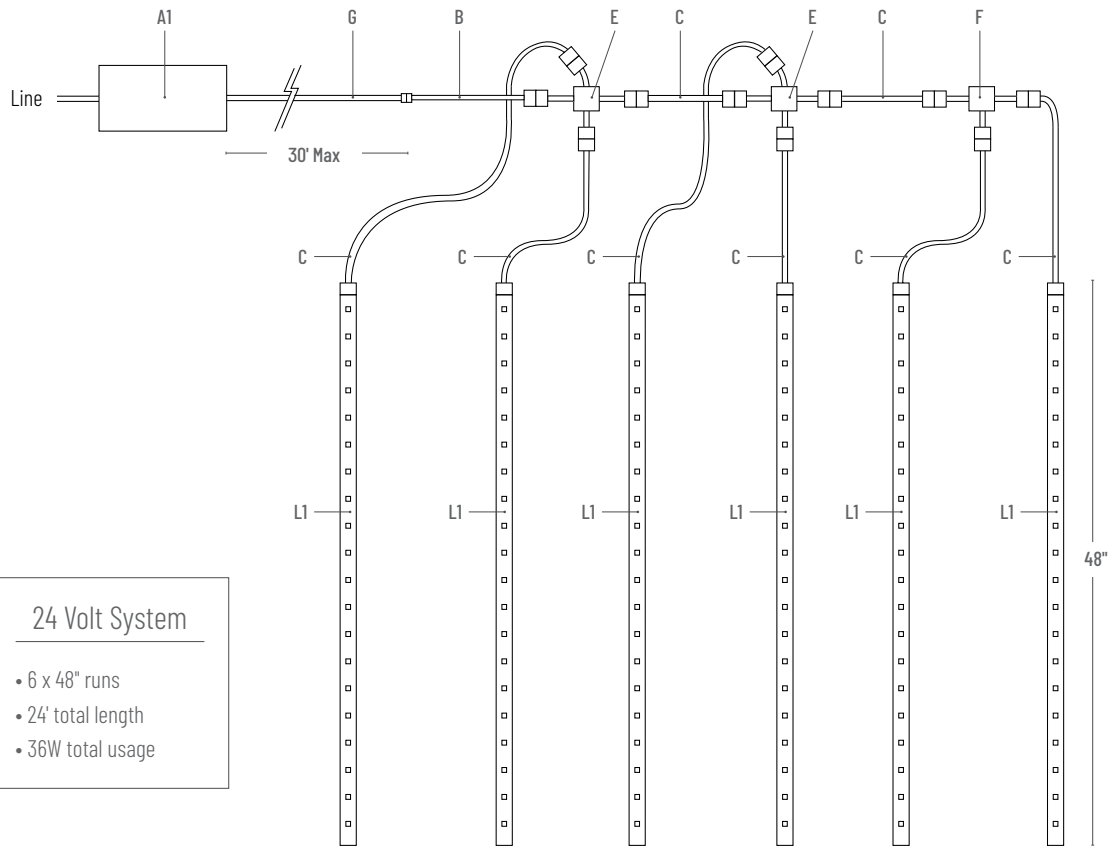
Wire Clip, Plastic - 10pk

<b>NATL-404W</b>	J-Clip
<b>NATL-405W</b>	Over the Wire
<b>NATL-406W</b>	Square Clip

# NUTP1 Series

## 24V Standard Silicone Encapsulated LED Tape Light - Sample Layout

Type \_\_\_\_\_  
 Project \_\_\_\_\_  
 Catalog No. \_\_\_\_\_  
 Notes \_\_\_\_\_



**24 Volt System**

- 6 x 48" runs
- 24' total length
- 36W total usage

	DESCRIPTION	ITEM #
<b>A1</b>	24V 60W Dimmable Class II Hardwire LED Driver	NMTD-60/240
<b>B</b>	24V 9" Power Line Interconnector (one included with each Tape Light roll)	NATL-509
<b>C</b>	2" Interconnection Cable 6" Interconnection Cable 18" Interconnection Cable 36" Interconnection Cable 72" Interconnection Cable	NATL-202 NATL-206 NATL-218 NATL-236 NATL-272
<b>E</b>	"X" Splitter Cable (1 in & 3 out)	NATL-301
<b>F</b>	"Y" Splitter Cable (1 in & 2 out)	NATL-300
<b>G</b>	10' Power Line Connector (one included with Class II drivers) 30' Power Line Connector	NALTL-10 NALTL-30
<b>L1</b>	24V 48" LED Tape Light Segments (Each NUTP1-W16LED Roll contains (16) 12" detachable sections)	(1) NUTP1-W16LED(color) and (8) NUTP1-WLED(color)/12

\*Note: All drivers require power line interconnector to connect to tape.